

MY  
BIBL ESTORIE S

# Teaching Helps Sample Pages

The beginners teaching helps packet includes these items:

- 1—Lesson teaching guide
- 2—Theme program
- 3—Thoughts and principles
- 4—Spiralbound Picture Book

## Beginners Sabbath School Thoughts, Principles, and Resources

3

It is the privilege of serving in a most precious missionary field—the beginners Sabbath school. Although our pupils are small, this assignment is a most important one. Children learn more character-forming habits in the first three years of life than at any other time, and we have the opportunity to sow the first seeds of Bible truth into little minds—seeds that the Holy Spirit will continue to water throughout their lives.

We are influencing the children and their parents as they learn how to study the Bible with their children through the week. Only in eternity can the results of Sabbath school be truly known.

The goal of the beginners division is to cooperate with parents in teaching their children foundational lessons of life such as obedience, self-control, choosing, and love and reverence for God.

Before they are able to express themselves in words, babies are developing concepts and attitudes through their relationships and experiences. For better or for worse, our Sabbath school program is "drawing deep lines upon the tender mind, which no after circumstances in life can entirely efface." *Child Guidance*, p. 199.

Our task is not an easy one. Satan is opposed to our goals and also seeks to capture the minds of these children for his service. He is attempting to draw his own deep lines on the same tender minds. And he tries to

enlist us as his helpers as we teach and lead in the beginners Sabbath school. He wants us to be so busy day by day that we fail to take time daily to earnestly pray and carefully study the Bible.

Satan wants us to be so busy week by week that we give little thought to our Sabbath school program—so that it fails to be the effective tool God designs. He tries to introduce misunderstandings and diunity.

Satan is elated when he is able to slip the world into our programs in "religious" ways. He wants us to be ignorant of his devices by neglecting the counsel, encouragement, and direction God has provided in the Bible, and many other inspired sources such as *Counsel on Sabbath School Work*, *Child Guidance*, etc.

For some of our children, the Sabbath school is the only place in which they will be exposed to the Bible and a true concept of God's love. But we cannot teach effectively what we have not learned and experienced ourselves.


This may also be the only opportunity some children will ever have to begin to understand the distinctive biblical beliefs of Seventh-day Adventists.

A beautiful room and a well-ordered program with wonderful teaching aids are important, but will mean nothing if the children and parents are not brought to Jesus as their Savior. Our prayer is that the Holy Spirit will inspire us as teachers and leaders.



## Jesus Makes Our World

2



Beginners Program and Theme

"In the beginning God created the heavens and the earth." Genesis

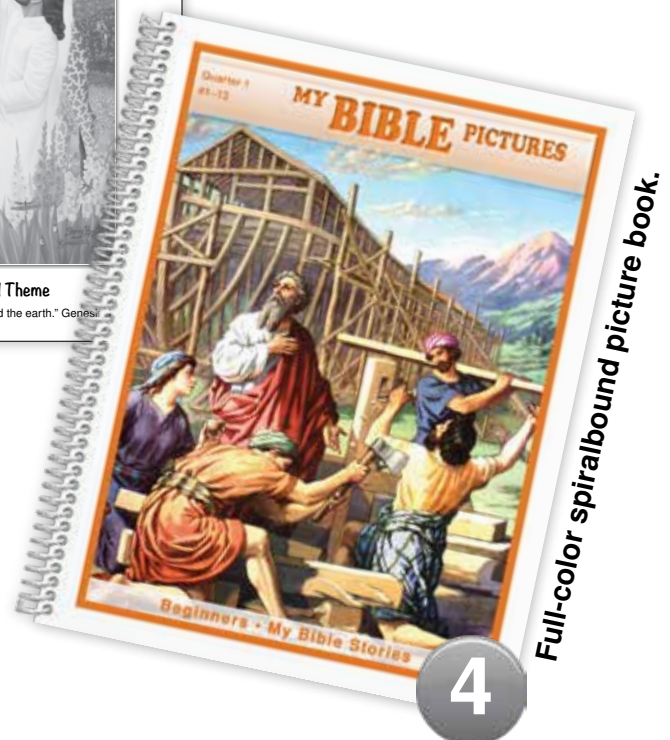
MY  
BIBL ESTORIE S

## Lesson Teaching Guide

1



Beginners • Lessons 1–13



4

Full-color spiralbound picture book.

# Contents

## **Book 1: Teacher's Guide**

- Lesson Teaching Guide for each week's lesson (**see page 4**). The Bible story is written out as if the author were telling it. Punctuation and underlining are to assist the teacher in giving proper emphasis. The lesson teaching guide includes...
  - Opening and closing prayers
  - References to the picture book
  - Suggested visual aids
  - Suggested felts
  - Memory verses
  - Opening and closing songs
- Lesson Clues (**see page 3**)
  - Short introductions to the Bible story with suggestions for simple visual aids to help capture children's attention
- Book one also includes...
  - Tips for preparing the story
  - Tips for telling the story
  - Lesson goals for the quarter (**see page 3**)

## **Book 2: Theme Program**

- Outline of entire class time
- Theme program for the quarter (**see samples on pages 5–8**)
- Detailed notes and program suggestions (**see page 5**)

- Complete materials list
- Ready-to-copy 3x5 cards with script for the entire class time, (**see pages 6, 7**) including...
  - the words of the songs
  - script for the theme program
  - class activities
- Spirit of Prophecy reference notes for teachers and parents (**see page 8**)

## **Book 3: Thoughts and Principles**

- Principles of teaching Beginners
- Suggestions for...
  - the teacher's meeting
  - running a smooth program
  - selecting music and visual aids
  - maintaining proper behavior
  - encouraging reverence
  - decorating the classroom
- Tips for understanding the Beginners child, detailing principles for working with them and understanding their development and abilities.

## **Picture Book**

- Spiralbound My Bible Pictures for use when teaching the Bible lesson. More than 50 pictures each quarter. Referenced in the lesson teaching guide.

# Lesson Goals

1. God gave us His special book, the Bible. We treat it carefully.
2. Jesus made our world. He knows just what we need.
3. Jesus made people. Jesus made the best day of all, the Sabbath.
4. Satan wants to hurt us, but we can choose to be safe with Jesus.
5. Choosing to listening to Satan makes us sad. Jesus loves us; He helps us to be sorry when we disobey. Jesus forgives us and helps us choose to obey Him.
6. Noah loved and obeyed Jesus, and he and his family were saved from the Flood. When we choose to love and obey Jesus, He will keep us safe, too.
7. Jesus is happy when we are unselfish; and we are happy, too.
8. Jesus loves and cares for us, even when we have been naughty. He always forgives us when we are sorry.
9. When we choose to trust and obey Jesus we can be happy no matter what happens.
10. Jesus cared for baby Moses. Jesus cares for us, too.
11. We are glad for God's good rules. They keep us safe and happy.
12. When we choose to trust Jesus, we never have to worry or be afraid.
13. Jesus always keeps His promises when we choose to trust and obey Him.

## Lesson Clues

Prepared by Tammy Burak

These optional lesson clues are a fun way to help children anticipate the Bible story lesson. They are especially appropriate in Sabbath schools that have a combined beginners/kindergarten class. The older children love to anticipate what is to come. Use near the beginning of the Sabbath school program or just before the lesson.

### #1

**Gift-wrapped Bible:** Today's story is about a very special gift that Jesus gave to us. (Show gift-wrapped Bible.) Can you guess what's inside this present? I'll give you some hints: It's something we can read. It's about Jesus. It's a book. Let's see if you guessed right. (Choose a child to help unwrap the Bible.) Today's Bible story is about the very best book of all, the Bible.

### #2

**Flashlight:** (Turn off lights.) My, it's dark in here. (Turn on flashlight.) Oh, that's better. Light is nice. If we lived in the dark, it wouldn't be much fun. It's so much nicer when we can see things around us. Can you guess what our story is about? Before I turned on the flashlight, it was dark. But the flashlight makes light. Once upon a time, long, long ago, there was nothing but darkness. Our Bible story today is about the time when Jesus made light and everything else in our world.

### #3

**Stuffed animal in a pillowcase—tied shut:** What do you think I have inside my bag? I'll pass it

around so you can feel it and squeeze it. The thing inside is a clue about our Bible story for today. We've been learning about how Jesus made our world and all the things in it. In the bag is something Jesus made that could move and breathe and grow. Can you guess what it is? (Open bag.) Our Bible story today is about the animals Jesus made on day six. We'll also learn about the most special day Jesus made, the Sabbath.

### #4

**Two flowers—one wilted, one fresh. Alternate—two leaves—one green, one brown/dry:** Look what I have. Who would like to tell me what's different about the two flowers that I have? (Hold up the wilted flower.) Do you like this flower? (Hold up the fresh flower.) Or do you like this flower better? I like this flower better, too. You just made a choice. Our Bible story today is about choosing. We'll learn more about a choice that Adam and Eve made.

### #5

**Thistle or a twig with thorns on it:** Look what I have. What's this? What do you call these sharp little things? (Point to a thorn.) When Jesus gave Adam and Eve the beautiful Garden of Eden, were

## 2. Jesus Makes Our World

(Genesis 1:1–23)

**Song:** *Come and listen to our story, From God's own Book we hold so dear. Come and listen to our story from God's precious holy Book.* (To the tune, "The Bible" LVPH 53)

**Prayer:** Dear Jesus, thank You for our Bible. Thank You for the very first story in our Bible. Amen.

**Lesson 1 Picture #2:** If you remember this little boy's name, put up your hand. Good! That's right! His name is Timothy. What is he doing? Yes. Timothy is listening to his mommy read a story. What is her Bible called? A scroll. (Repeat.)

**1** Today, we will talk about the very first story in our Bible! It starts before God made our world. There wasn't any sky; there wasn't any air to breathe (take deep breath, and blow out); there wasn't anything but water! **2** It was all dark. But Jesus, our Creator God, was all ready to make our big, beautiful world in just six days!

When it's very dark, what do we do so we can see? That's right! We turn on the light! And our world needed light, because it was very dark! So, on DAY ONE, Jesus said just four words! Let's count. (Count on fingers.) "Let there be light."

**Picture #1:** How exciting! It wasn't dark any more! Now there would be a dark time to sleep, and a light time so we could see things. The dark would be night, and the light would be day. And that was the end of the first day!

Jesus knew all the other things He made would need air to be alive, and they would need water, too.

So, on DAY NUMBER TWO Jesus spoke again.

**Picture #2:** Suddenly there was a sky—full of fresh, clean air! And what was all over the whole world under the sky? Water! Water everywhere.

All day two, the water gently went swish, swish; and the air blew softly over all the world. (Gently fan children.) **Picture #3:** Then, DAY THREE came! And the most wonderful thing happened! When Jesus spoke, land with hills, and valleys, began coming up, up, up out of the water! (Bring hands up.) Soon there were lakes, and ponds, and rivers, and streams, and waterfalls. And that

wasn't all! **3**

**Pictures #4 and 5:** All kinds of trees, and pretty flowers, and bushes, vines and grassy meadows were everywhere!

**Picture #6 and Lesson 13 Picture #2:** And that wasn't all! What was growing on the trees, and vines and bushes? **4** Food! Yummy, delicious food! How wonderful!

Oh! What a beautiful world! But what else do plants need besides ground and water? They need a special kind of light. What comes up, up, up, in the sky in the morning; and goes down, down, down on the other side in the evening? (Move arm in arc.) Yes! The sun! But there wasn't any sun.

**Picture #7:** So, on DAY NUMBER FOUR, Jesus made the sun! And what did He make that we see in the sky at night? Twinkling stars, and the big, round moon.

**Picture #8:** Our world was still very quiet. (Speak softly.) But Jesus planned happy sounds for DAY FIVE. **5** Now, what goes swish, swish and splash, splash in the water? Fish do! Oh, what wonderful fish Jesus made! Great big ones, and tiny little ones, and fish that jump into the air and dive back into the water.

**6** And what flies in the air, and sings beautiful songs? Yes! Birdies.

Now, what would happen on day six? We will find out next story time!

**Memory Verse:** "God created the heavens and the earth." Genesis 1:1

**Optional Song:** "Creation" (music on back page). (Sing as you review pictures of what God created on each day.)

**Song:** "I Am Happy as Can Be!" LVPH 214 (Sing before prayer. Clap while singing.)

**Prayer:** Thank You, Jesus, for all the wonderful things You made for us. We love You, Jesus. Amen.

**Notes:** **1** Show Bible. Open and point to Genesis chapter 1.

**2** Circle of construction paper: One side black—for dark, nothingness; one side white for light. Show each side at appropriate times.

**3** Show real or fake flowers/greenery or a small, potted plant.

**4** Basket of plastic fruit/vegetables for children to name/hold.

**5 6** Plastic fish to put into bowl of water; Play bird sounds, if possible.

**Suggested Felts:** Creation scene.

## Consider This

“God has *worlds upon worlds* that are obedient to His laws” (Mar. 368). “Behold Him, the beginning of the creation of God, who numbers the stars, who created the worlds—among which *this earth is but a small speck*, and would scarcely be missed from the many worlds more than a tiny leaf from the forest trees. The nations before Him are but ‘as a drop of a bucket,’ and ‘as the small dust of the balance...’

Isaiah 40:15” (HP 40).

With the entrance of sin, our world alone no longer lives by the one great principle of life—dependence upon and cooperation with God. (6T 23) Are we thankful that *God so loved the world, that He gave His only begotten Son, that whosoever believeth in Him should not perish, but have everlasting life*” (John 3:16)?

## Program Notes and Suggestions


### Creation Circles

LFV/ABC

Small: 8.25" circles #1501 uncut; #21501 Pre-cut

Large: 19" circles with overlay pieces #1502 Uncut; #21502 Pre-cut

**Note:** Use clear sparkle glue to “dress” Adam and Eve.




### Birds from Audubon

Adorable, plush birds with realistic bird calls. Visit web (Audubon birds) to view/purchase or call 1-800-388-8493; check bird/nature stores.

### Creation Posters

Set of 23 posters on the seven days of Creation. [MBF]



The following notes and suggestions are numbered to match the cards on pages 7–16. Order numbers are listed for most items. See key, page 2.

### Note for cards #1–#6; #18–#21:

These cards are the same for each program. Use the blank cards (page 17) to write opening/closing exercises familiar to your class.

### Card #1—Welcome

Be sure someone is present 15–20 minutes *before* Sabbath school begins. Room set up and program plans should be in place *before* Sabbath morning.

Have a special basket of Sabbath picture books, stuffed toys, pictures to color, etc. for the “early bird” children to enjoy.

Start on time—even if only one child is present. Greet each child and parent cheerfully.

### Card #2—Cars—Church

#### Activity Options:

- Place church on floor or board covered with fake grass or snow. Children put toy cars around church.
- Children clap hands, ring bells, or tap sticks while singing.

#### Church Option:

- 11" x 17" photo of a church [MBF] (Mount on cardboard.)
- Small cardboard church donation bank [churchsupplier.com SKU 146-1]

### Card #3—Mirror

#### Option:

- Hand mirror



## • Action Poem

When Jesus made our world, did it take a l - o - n - g, l - o - n - g time? Oh no! Jesus made our world in just six days! (Hold up six fingers.) And then, Jesus made one more *special* day—so there are *seven* days that Jesus made! (Hold up 7th finger.)

8a



## • Action Poem (continued)

*Jesus made our big, round world;*  
(Make a circle with arms raised above head.)  
*He made all earth and heaven!*  
(Sweep hands to ground, then high above head.)  
—*let's count the days*—  
*One, two, three and four, five, six,*  
(Hold up fingers and point to them as you count.)  
*And then one more makes seven!*  
(Hold up 7th finger.)

8b



## • DAY 1 Circle with black cover

Let's find out what Jesus made on day 1. It was very dark. (Show circle.) Let's cover our eyes and close them tight and make it dark. Don't open them! Can you see anything? No! When Jesus started making our world, it was *very dark*, you couldn't see *anything*! And water was *everywhere*. Then Jesus' big, strong voice said, "Let there be light." And suddenly, there was light! Bright, beautiful light so we can see! (Remove cover.) Now there was light time and dark time. And Jesus said, "It is *good*."

9a



(Song selections on page 4)

**Option 1—Circles:** Can you show me the dark time on your circle? Which side is the light time?

**Option 2—Flags:** Light helps us see all the pretty colors in our world. What colors do you see on your flag? There's red and orange... Are you happy Jesus made light so we can see? Let's say, "Thank You, Jesus, for the light!"

**Option 3—Bubbles:** ... do you see the colors on the bubbles?

9b



## • DAY 2 Fan/Water/Cups

Now it was time for day 2. Remember, there was water *everywhere*. Jesus knew we would need air to breathe. So Jesus' beautiful voice said, "Let there be air!" And suddenly, there was the sky full of fresh air. And Jesus said, "It is *good*." Can we see the air? No. But it's there! And we can *feel* it. And when it blows, it keeps us nice and cool.

10a



Let's stand up tall and stretch our arms high and take a *big* breath of air. (Children sit back down or remain standing while teacher fans them.)

## Song: "Creation" Sheet Music

*Who made the air so that we can breathe?*

*Jesus did; Jesus did.*

*Who made the air so that we can breathe?*

*Loving Jesus did.*

10b



Do you know what was under the big sky of fresh air? Water. Jesus knew we would need water, too. Water to wash our hands with. Water to take a bath in. Water to play in and water to *drink*!

## Song: "Creation" Sheet Music

*Who made the water for us to drink? Etc.*

Are you thankful Jesus made air to breathe and water to drink? Let's say, "Thank You, Jesus!" (Children repeat.)

10c



## • DAY 3 "Grass"/Flowers/Fruit

Now it was day 3. Jesus had made light, and water, and air. But there was no land for trees and pretty flowers and soft green grass to grow in. There was just water *everywhere*. So Jesus said, "Let the dry land appear." And what do you think happened? Suddenly, ground came up right out of the water! And then Jesus spoke again, and suddenly the dry land was covered with soft, green grass; and big, tall trees; and beautiful flowers! And Jesus said, "It is *good*."

11a

# From the Pen of Inspiration...

## Scripture References

A few selected Bible texts that affirm the creation story.

<b>Genesis 1, 2</b>	The creation story.
<b>Exodus 20:8–11</b>	The Sabbath: the sign of the Creator.
<b>Job 38, 39</b>	Revelation of God's power in creation.
<b>Psalms 8</b>	The Creator and man, the created.
<b>Psalms 95</b>	The Creator is our God—we worship Him.
<b>Psalms 104</b>	Praise to the Creator.
<b>Psalms 33:6–9</b>	Creation—by the word of the Lord.
<b>Isaiah 40:25–28</b>	God's power sustains His creation.
<b>Isaiah 45:18</b>	God's purpose in creating the earth.
<b>Isaiah 65:17–25</b>	The glorious new creation.
<b>John 1:1–4</b>	Jesus is the Creator of all things.
<b>Colossians 1:14–17</b>	Jesus—Redeemer by virtue of His power as Creator. (Ps. 51:10; 2 Cor. 5:17)
<b>Hebrews 11:3</b>	By faith we believe the world was created.
<b>Revelation 14:6, 7</b>	First angel's message: Worship God the Creator.
<b>Revelation 21:1</b>	A new heaven and earth.

The theme of the Creator and His creation is the theme of the Bible. It is the foundation of HISstory. The first chapters of Genesis present the creation story, and the last chapters of Revelation conclude with all things made new!

## Spirit of Prophecy References

### Introduction

Behold Him [Christ], the beginning of the creation of God, who numbers the stars, who created the worlds—among which this earth is but a small speck, and would scarcely be missed from the many worlds more than a tiny leaf from the forest trees. The nations before Him are but “as a drop of a bucket,” and “as the small dust of the balance” ... (Isa. 40:15). HP 40

You are the property of Christ both by creation and redemption, and the glory of God is involved in your individual success. TMK 309

### God has created many worlds

Many seem to have the idea that this world and the heavenly mansions constitute the universe of God. Not so.

God has worlds upon worlds that are obedient to His law. These worlds are conducted with reference to the glory of the Creator. As the inhabitants

of these worlds see the great price that has been paid to ransom man, they are filled with amazement.

The Lord has given me a view of other worlds. Wings were given me, and an angel attended me from the city to a place that was bright and glorious. The grass of the place was living green, and the birds there warbled a sweet song. The inhabitants of the place were of all sizes; they were noble, majestic, and lovely. They bore the express image of Jesus, and their countenances beamed with holy joy, expressive of the freedom and happiness of the place.

I asked one of them why they were so much more lovely than those on the earth. The reply was, “We have lived in strict obedience to the commandments of God, and have not fallen by disobedience, like those on the earth.” Then I saw two trees, one looked much like the tree of life in the city. The fruit of both looked beautiful, but of one they could not eat. They had power to eat of both, but were forbidden to eat of one. Then my attend-